



# SRI VAMSHIDHAR HIGH SCHOOL

Academic Year (2020-2021)

Worksheet

**Class-5: English**

**Day-17**

**Date:21.04.2020**

**Learn the given dictation words.**

- |                   |                  |
|-------------------|------------------|
| 1. discussion     | 26. companion    |
| 2. opinions       | 27. tunnel       |
| 3. barely         | 28. passenger    |
| 4. chatter        | 29. procession   |
| 5. razor          | 30. suspension   |
| 6. hastily        | 31. shrieked     |
| 7. patience       | 32. shuddered    |
| 8. advice         | 33. mane         |
| 9. ancient        | 34. clasped      |
| 10. pleasure      | 35. beyond       |
| 11. street        | 36. naturally    |
| 12. experience    | 37. qualities    |
| 13. creature      | 38. triumphantly |
| 14. astonishment  | 39. pecking      |
| 15. explore       | 40. whisper      |
| 16. autobiography | 41. worthy       |
| 17. toffee        | 42. urged        |
| 18. bruise        | 43. majestically |
| 19. hoarse        | 44. bridge       |
| 20. pincer        | 45. shrill       |
| 21. stalk         | 46. jerk         |
| 22. nipped        | 47. store        |
| 23. prick         | 48. tease        |
| 24. grumpy        | 49. arrived      |
| 25. elevator      | 50. queer        |



# SRI VAMSHIDHAR HIGH SCHOOL

Academic Year (2020-2021)

Worksheet

Class-5: Hindi

Day-17

Date:21.04.2020

पढ़िए और लिखिए :

11. निम्नलिखित कठिन शब्द पढ़िए और दो बार लिखिए -

- |               |              |
|---------------|--------------|
| 1. गर्दन      | 16. प्रसन्न  |
| 2. दुश्मनी    | 17. सुरक्षित |
| 3. चिल्लाना   | 18. दफ़्तर   |
| 4. आस्तीन     | 19. दस्तक    |
| 5. चवन्नी     | 20. गुल्लक   |
| 6. नाश्ता     | 21. सुरक्षित |
| 9. भिश्ती     | 22. भुक्खड़  |
| 10. ग्वालिन   | 23. तशतरी    |
| 11. जल्लाद    | 24. स्पर्श   |
| 12. बिस्तर    | 25. वनस्पति  |
| 13. पृष्ठ     |              |
| 14. प्रजाति   |              |
| 15. वैज्ञानिक |              |



# SRI VAMSHIDHAR HIGH SCHOOL

Academic Year (2020-2021)

Worksheet

Class-5: Telugu

Day-17

Date: 21.04.2020

కింద ఇచ్చిన పదాల వరుసలను చదువండి. వేరుగా ఉన్న పదం కింద గీత గీసి, పక్కన ఖాళీలో రాయండి.

- 1) కాళేశ్వరం, మంథని, ధర్మపురి, హైదరాబాదు \_\_\_\_\_
- 2) గోదావరి, కృష్ణ, కరీంనగర్, తుంగభద్ర \_\_\_\_\_
- 3) శ్రీరాంసాగర్, భద్రాచలం, నాగార్జున సాగర్, ఎల్లంపల్లి \_\_\_\_\_
- 4) తెలంగాణ, ఆంధ్రప్రదేశ్, బాసర, మహారాష్ట్ర \_\_\_\_\_
- 5) మొసళ్ళు, కోళ్ళు, చేపలు, రొయ్యలు \_\_\_\_\_
- 6) బ్రహ్మ, విష్ణువు, యాదర్షి, ఈశ్వరుడు \_\_\_\_\_
- 7) రథోత్సవం, కల్యాణోత్సవం, బ్రహ్మోత్సవం, ఏకాదశి \_\_\_\_\_
- 8) ఆదిలాబాద్, యాదగిరిగుట్ట, వరంగల్, హనుమకొండ \_\_\_\_\_
- 9) శ్రీరామనవమి, జాతర, హనుమజ్జయంతి, శ్రీకృష్ణాష్టమి \_\_\_\_\_
- 10) దసరా, దీపావళి, సంక్రాంతి, బోనాలు \_\_\_\_\_

కింది పదాలను ఉపయోగించి సొంతవాక్యాలు రాయండి.

1) యాత్ర :

---

---

---

2) చెట్టు :

---

---

---

3) పొలం :

---

---



# SRI VAMSHIDHAR HIGH SCHOOL

Academic Year (2020-2021)

Worksheet

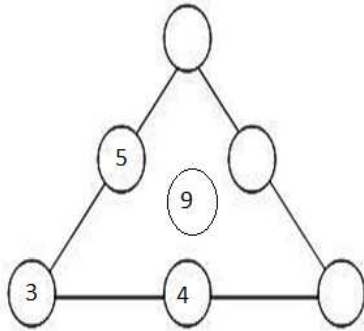
**Class-5: Mathematics**

**Day-17**

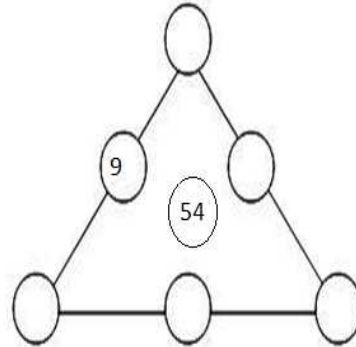
**Date:21.04.2020**

1. Fill the missing numbers in the triangle from the set of given numbers.  
The numbers on each side must add up to the number in the centre.

a) 1 , 3 , 4, 5, 6, 7, 8



b) 5, 9 , 12, 19, 23, 26



2. Spot the rule taken in the following number patterns and write the missing numbers.

a)  $5 + 2 = 7$

$50 + 20 = 70$

$500 + 200 = \underline{\hspace{2cm}}$

$5000 + 2000 = \underline{\hspace{2cm}}$

b)  $8 - 5 = 3$

$80 - 50 = 30$

$800 - 500 = \underline{\hspace{2cm}}$

$8000 - 5000 = \underline{\hspace{2cm}}$

3. Learn and write 16 table for 2 times.

**Class-5: EVS**

**Day-17**

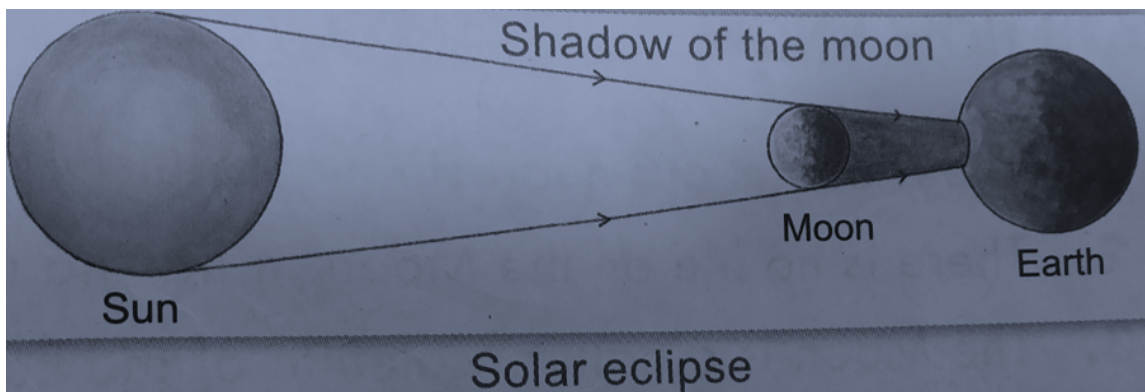
**Date:21.04.2020**

**Eclipses**

Shine a torch towards a wall. Now put your hand between the torch and the wall. Can you see the shadow of the hand on the wall? The Earth and the Moon also cast shadows in space when the sunlight falls on them. This causes solar and lunar eclipse.

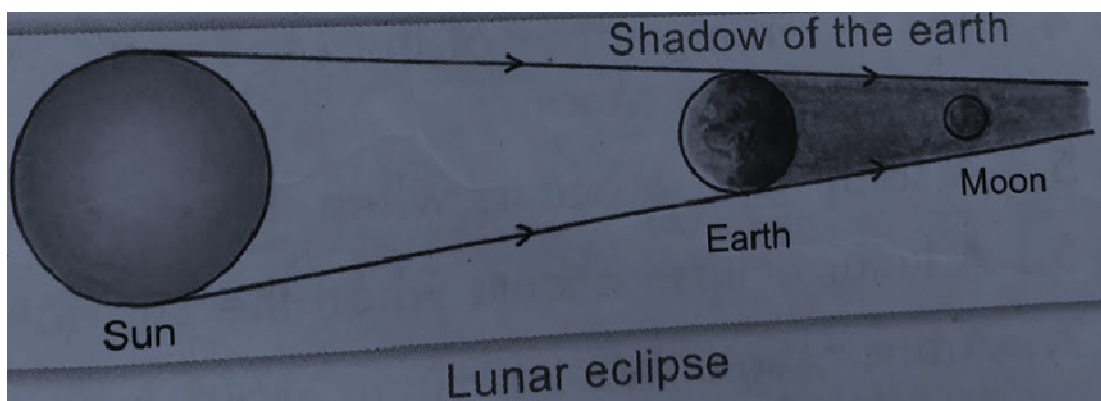
**Solar eclipse:**

Sometimes the Moon comes in between the Sun and Earth. It then blocks the light of the Sun and casts a shadow on the Earth. The people in the shadow area, can either not see the Sun at all, or can see it only partially. We call this a **solar eclipse**.



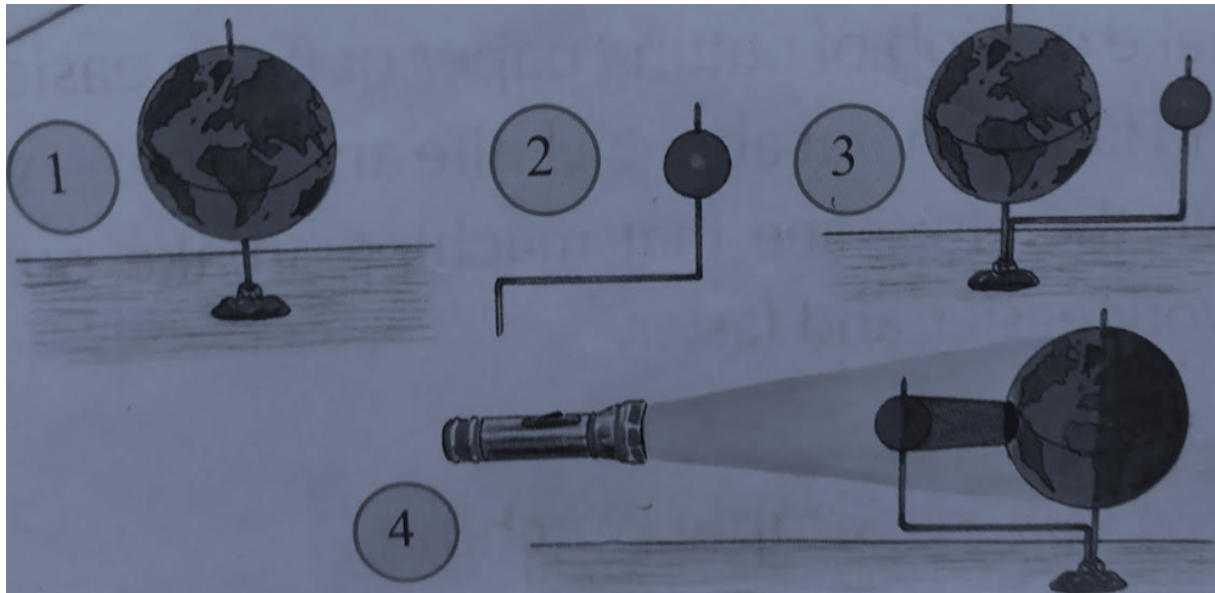
**Lunar eclipse:**

When the Earth comes in between the sun and the Moon, the shadow of the Earth can fall on the Moon. We then have a **lunar eclipse**.



## ACTIVITY: MAKE YOUR OWN ECLIPSE!

You will need a large and a small plastic ball, two pieces of thick iron wire, a bead with a hole, plasticine, a torch.



1. Paint a map of the world on the large plastic ball. Push one of the iron wires through this ball. Slip the bead on to the foot of the wire, and fix the bead to a table using plasticine.
2. Bend the other piece of wire as shown and push it through the small ball. The small ball is your Moon.
3. Put the other end of the wire in the hole in the bead.
4. Light the torch and shine it straight towards the Earth. Move the Moon around the Earth and see the solar eclipse form.