










Class-II: English

Day- 18

Date: 22.04. 2020

I. Encourage the child to choose the correct ending blend and complete the word.

 ba ___	(ch) (sh) (th)	 ___ ips	(ch) (sh) (th)	 ben ___	(ch) (sh) (th)
 ca ___	(ch) (sh) (th)	 ___ orn	(ch) (sh) (th)	 tra ___	(ch) (sh) (th)
 ___ ell	(ch) (sh) (th)	 bea ___	(ch) (sh) (th)	 ear ___	(ch) (sh) (th)



SRI VAMSHIDHAR HIGH SCHOOL

Academic Year (2020-2021)

Worksheet

Class : II - Math

Day- 18

Date: 22.04. 2020

I. Encourage the child to make a grid of numbers from 1 to 50 on the floor and jump forward to add the given numbers.

1	2	3	4	5	6	7	8	9	10
11	12	13	14	15	16	17	18	19	20
21	22	23	24	25	26	27	28	29	30
31	32	33	34	35	36	37	38	39	40
41	42	43	44	45	46	47	48	49	50

a) $12 + 8 = 20$

b) $25 + 9 =$

c) $36 + 6 =$

d) $41 + 7 =$

e) $28 + 7 =$

f) $37 + 8 =$



SRI VAMSHIDHAR HIGH SCHOOL

Academic Year (2020-2021)

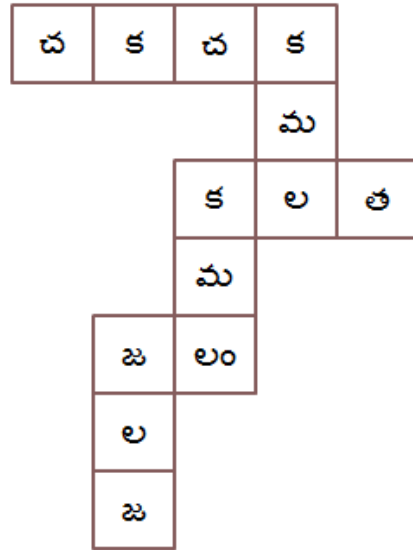
Basic Learning Programme – Worksheet

Class : II – Telugu

Day- 18

Date: 22.04. 2020

ENCOURAGE THE CHILD TO READ AND WRITE THE WORDS GIVEN.



1. _____
2. _____
3. _____
4. _____
5. _____
6. _____



SRI VAMSHIDHAR HIGH SCHOOL

Academic Year (2020-2021)

Worksheet

Class : II – Hindi

Day- 18

Date: 22.04. 2020

Encourage the child to learn and practice the following meanings.

शब्दार्थ पढ़कर लिखिए।

1. पेड़ = वृक्ष (tree)

2. ज़रा = थोड़ा (little)

3. घर = मकान (house)

4. माँ = माता (mother)

5. जंगल = वन (forest)