













Class-II: English

Day- 16

Date: 20.04. 2020

I. Encourage the child to choose the correct beginning blend and write in the given box.

ch	ph	th	wh	sh	kn
----	----	----	----	----	----

 <input type="text"/> eeese	 <input type="text"/> ale
 <input type="text"/> one	 <input type="text"/> umb
 <input type="text"/> ee	 <input type="text"/> ark
 <input type="text"/> eel	 <input type="text"/> ife
 <input type="text"/> orn	 <input type="text"/> oto
 <input type="text"/> eep	 <input type="text"/> icken

Class : II - Math

Day- 16

Date: 20.04. 2020

I. Encourage the child to make groups of 10's and count in 10's.

a.  = 10 + 10 + 10 = 30

a.

b.  =

b.

c.  =

c.

(also encourage the child to make groups of 10's with different objects and count)



SRI VAMSHIDHAR HIGH SCHOOL

Academic Year (2020-2021)

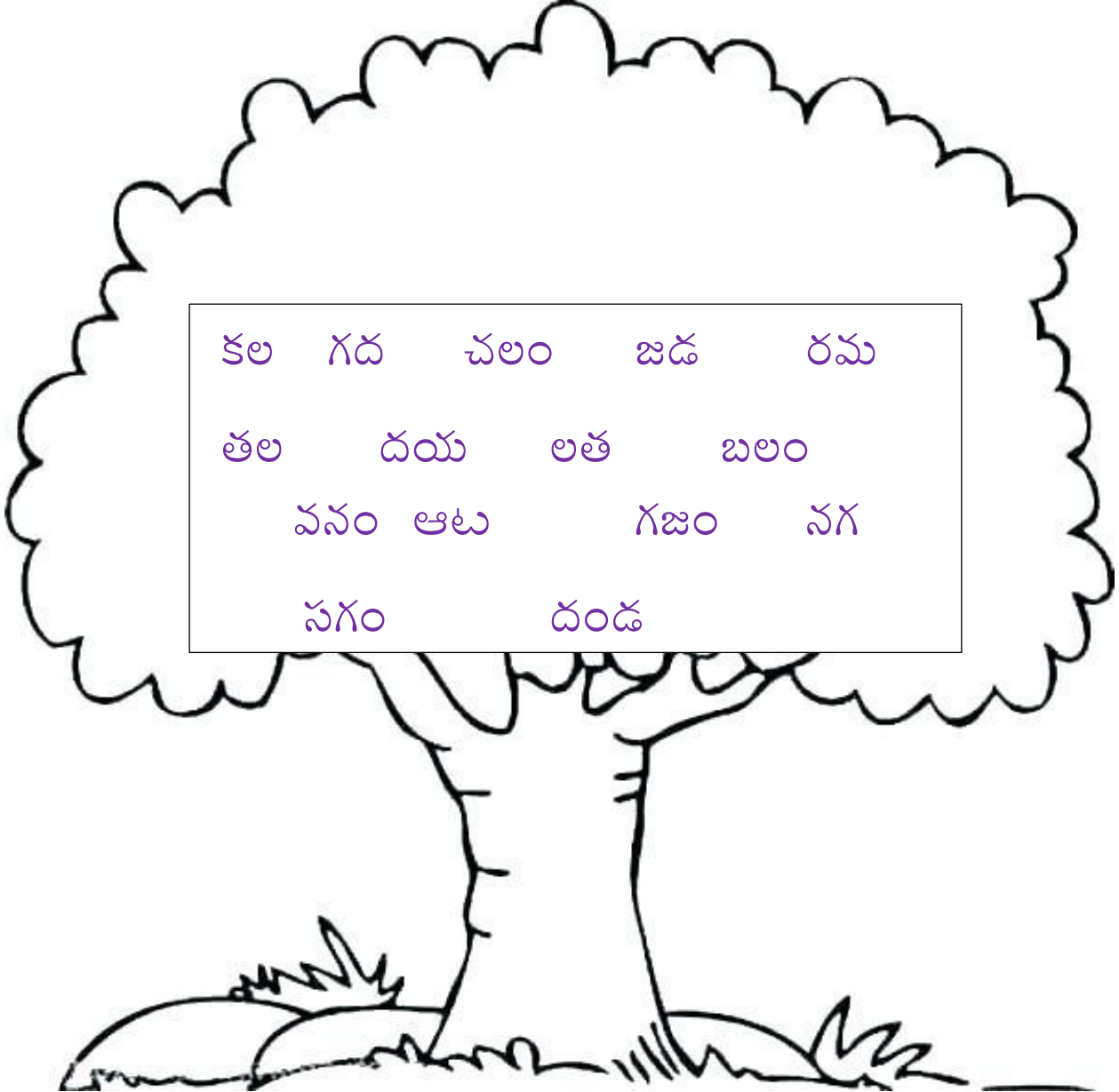
Basic Learning Programme – Worksheet

Class : II – Telugu

Day- 16

Date: 20.04. 2020

Encourage the child to read and write the following words.





SRI VAMSHIDHAR HIGH SCHOOL

Academic Year (2020-2021)

Worksheet

Class : II – Hindi

Day- 16

Date: 20.04. 2020

Encourage the child to learn and practice the following words.

❖ कठिन शब्द पढ़कर लिखिए।

- 1) ऊँट (Camel)
- 2) रेत (Sand)
- 3) बोझ (Weight)
- 4) गर्दन (neck)
- 5) सूरज (Sun)
- 6) भालू (bear)
- 7) ऊपर (Up)
- 8) सुबह (Morning)
- 9) बिल्ली (Cat)
- 10) आदमी (Man)