


Class-I: English

Day- 18

Date: 22.04. 2020

I. . Encourage the child to write the appropriate letters for each picture.

a b c d e f g h i



__ook




__gg



__pple




__at



__og



__at



__ish



__nk



__orilla



SRI VAMSHIDHAR HIGH SCHOOL

Academic Year (2020-2021)







Worksheet

Class : I - Math

Day- 18

Date: 22.04. 2020

1. Encourage the child to learn and practice one more concept.

	+		=	<input type="text"/>
	+		=	<input type="text"/>
	+		=	<input type="text"/>

$4 + 1 =$	<input type="text"/>	$6 + 1 =$	<input type="text"/>
$5 + 1 =$	<input type="text"/>	$7 + 1 =$	<input type="text"/>

2. Similarly , give numbers like 55,28,99...and make the child to add one more and say the answer.

Class : I – Telugu

Day- 18

Date: 22.04. 2020

I. కింది చిత్రాల పేర్లు చెప్పండి. వాటి మొదటి అక్షరాన్ని చదవండి.



ఉడత

ఉంగరం

ఉండ

ఉరియల

II. కింది అక్షరాలను చదువుతూ, అందంగా రాయండి.

ఉ	ఉ	ఉ	ఉ	ఉ

ఉః	ఉః	ఉః	ఉః	ఉః



SRI VAMSHIDHAR HIGH SCHOOL

Academic Year (2020-2021)

Worksheet

Class : I – Hindi

Day- 18

Date: 22.04. 2020

Encourage the child to separate the letter. Refer to the example given.

वर्णों को अलग कीजिए _

उदाहरण : महल = म + ह + ल

एक =

वन =

चल =

सब =

धन =

भवन =

औरत =

गरम =

पवन =

बरतन =

